

- \* Capacity...5,000 lbs.
- \* Boom rotation...90 degrees
- \* Height...5' 6"
- \* Width...4'
- \* Easy access to tight spaces
- \* Gas, dual fuel & diesel fuel options
- \* Anti-Two Block standard
- \* 3-Hydraulic outriggers



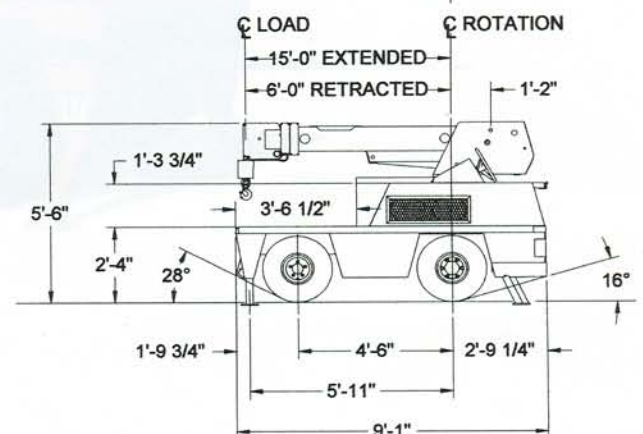
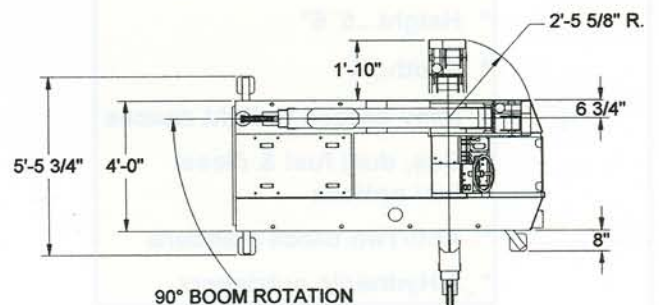
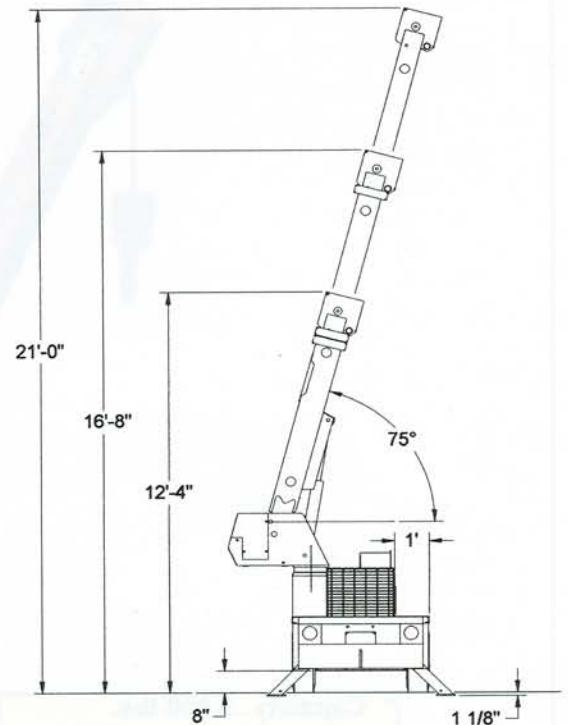
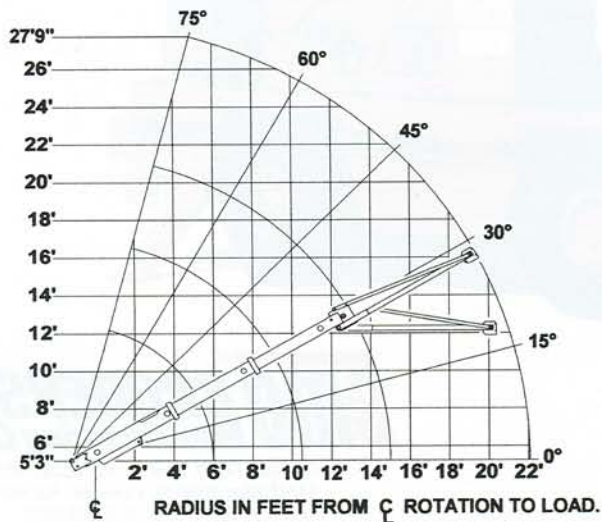
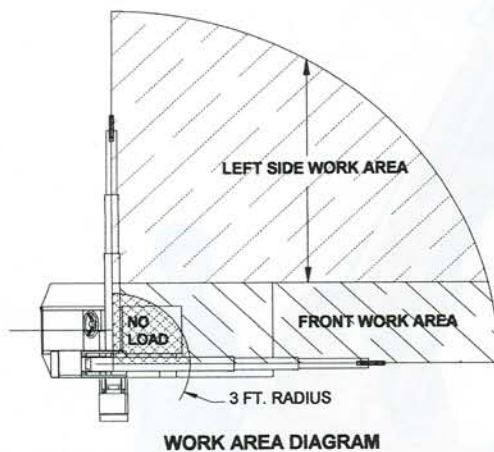
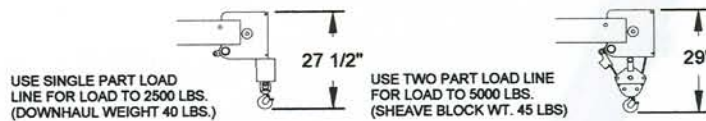
**BMC BRODERSON**  
Manufacturing Corp.

P.O. Box 14770, Lenexa, KS 66285-4770  
14741 West 106th St. • Lenexa, KS 66215-2015  
(913) 888-0606 • FAX (913) 888-8431  
Website: [bmccranes.com](http://bmccranes.com)

# IC-20-F

CAPACITIES APPLY TO OPERATIONS ON FIRM LEVEL SURFACE					
LOAD RADIUS FEET	3-SECTION BOOM				7-FT. JIB ON RUBBER OR OUTRIGGER
	FRONT ON RUBBER	FRONT ON OUTRIGGERS	LEFT SIDE ON RUBBER	LEFT SIDE ON OUTRIGGER	
4	2500	5000	3800	5000	1300
5	2000	4000	3100	4000	1100
6	1500	3300	2500	3300	750
8	1400	2500	1500	2500	650
10	1300	2000	1000	2000	550
12	1200	1600	750	1400	500
15	1100	1200	500	1000	500
17					425
19					325
22					225

Capacities on outrigger are 85% of tipping loads. Capacities on rubber are 75% of tipping loads.  
Capacities below BOLD LINE are limited by tipping. Other capacities are limited by structural or hydraulic capacity.





# Tech Spec

## General:

<b>Weight</b>	6,000 lbs.
<b>Travel Speed</b>	Up to 5 mph
<b>Drawbar Pull</b>	2,800 lbs.
<b>Boom Movements:</b>	
Rotation	90 degrees
Elevation	0 to 75 degrees
Telescope	6 ft. to 15 ft.
<b>Boom Speeds:</b>	
Rotation	13 seconds
Elevation	11 seconds
Telescope	28 seconds

## Engine:

<b>Make</b>	Ford	Perkins
<b>Model</b>	VSG413	104.19-IDI
<b>Type</b>	Gas	Diesel
<b>Cylinders</b>	4	4
<b>Displacement</b>	79 CID	122 CID
<b>HP @ Governed speed</b>	38 HP	39 HP
<b>Fuel Tank Capacity</b>	13.5 Gallons	

## Hydrostatic Pump:

Piston type, 2.8 CID/Rev direct driveline driven from engine crankshaft.

## Axles:

### Front Drive Axle:

Contains planetary geared torque hubs and high torque hydraulic drive motors. Axle oscillates a total of 1-1/2 inches.

### Rear Steering Axle:

Non-oscillating.

## Steering:

Full hydraulic unit with one double-acting cylinder attached to rear axle.

## Brakes:

Primary braking from hydrostatic transmission. Foot-actuated hydraulic disc brakes for additional braking. Spring applied hydraulic released park brake, actuated from a toggle switch on operator's control panel. All braking is on front wheels.

## Tires:

Front - 7.5 x 10 pneumatic, 16-ply rating.  
Rear - 7.5 x 10 pneumatic, 16-ply rating.

## Chassis:

### Cargo Deck:

Twenty square feet deck area, 5,000 pounds capacity.

### Outriggers:

Three hydraulic outriggers of box beam construction with direct-connected holding valves.

## Operator's Compartment:

Provides one-position access to all chassis and crane functions.

## Electrical System:

### 12 Volt System

### Lighting Group:

One pair headlights and taillight.

### Instrument Group:

Fuel, ammeter, oil pressure, water temperature hydrostatic oil temperature gauges & hourmeter.

### Back-Up Alarm:

Provides pulsating sound when transmission is in reverse.

## Hydraulic System:

Tandem pump mounted to rear of hydrostatic piston pump. Delivers 5 & 16 GPM at rated engine RPM. Hydraulic oil tank capacity 9.5 gallons.

## Boom:

### Boom Assembly:

Three-section boom assembly equipped with bearing pads, double-acting hydraulic cylinders equipped with direct-connected holding valves. Boom angle indicator on left side of boom.

### Boom Swing:

Two double-acting hydraulic cylinders connected to turntable torque tube provides 90 degrees rotation. Heavy-duty rotation bearing supports boom.

### Boom Hoist:

Turret-mounted, hydraulically powered hoist, provides bare drum line pull of 3,100 lbs. at a speed of 46 fpm. Includes downhaul weight, swivel hook and 80 ft. of 5/16 in. wire rope.

### Anti Two-Block Device:

Prevents damage to hoist rope and/or crane components from pulling load hook against tip.

### Sheave Block, Two-Part:

Single sheave block for 2-part line requirements.



# IC-20-F

Listed below are brief descriptions of each option available for the IC-20-1F Industrial Crane.  
Consult the IC-20-1F Engineering Spec for additional information on each option.

## IC-20-1F, 2-1/2 Ton Industrial Crane with Gas Engine, Carb, Compliant Exempt.

### Engine Options:

#### LP Gas System

Contains all necessary components for LP Gas.

#### Dual Fuel System

Contains all necessary components to burn LPG or gasoline.

#### Perkins Diesel Engine

Perkins Model 104.19-IDI

#### Spark Arrester Muffler

Installed in addition to standard muffler.

#### Engine Shutdown Gauges

Shuts engine off when high coolant temperature or low engine oil pressure occurs.

### Tire Option:

#### Solid Rubber Tires

For applications where hazardous ground conditions exist.

#### Non-Marking Solid Rubber Tires

#### Foam Filling of Tires

#### Spare Tire & Wheel: (Specify front or rear)

7.50 x 10, 16-ply (front & rear wheels are different).

### Cargo Deck Option:

#### Deck Mats:

Protects delicate loads from scratching and reduces sliding of heavy loads during travel.

### Chassis Options:

#### Auxiliary Winch

Mounted behind front bumper, hydraulically driven with control in operator's console (3,000 lbs. @ 20 FPM).

#### Pintle Hook

Pintle hook mounted on rear frame, 5 ton capacity.

#### Lifting Sling Brackets

Includes two lift rings in front deck and lug on turntable for attaching lifting sling cables. Cables not included.

#### Lifting Sling

Three leg lift sling only.

### Operator Compartment Options:

#### Operator Guard

Tubular steel weldment with heavy expanded steel mesh top section. Overhead height with guard installed 90 inches.

#### Floor Mat:

Vinyl mat with foam backing.

### Electrical Options:

#### Strobe Light

One yellow strobe light mounted on top of operator's guard for high visibility. When the operator's guard is not ordered the strobe light is mounted on left-hand frame rail.

#### Boom Work Lights

One work light mounted to boom to light boom tip and one work light mounted to turret to light ground under boom tip.

### Boom Attachment Options:

#### Boom Swing Lock

Prevents boom from being swung in normal 90 degree arc.

#### 7 Foot Pin-on Jib

Consists of jib with pair of tension bars, tip sheave, cable keeper, pins & jib attaching pins. Tension bars provide two positions: In-line & 30 degree offset.

#### Load Moment Indicator

Warns operator of impending overload with audible and visual signals. Prevents overload by stopping boom functions that cause overloads. Readouts for load, boom angle, boom length and load radius.

#### Load Indicator

Includes 3-sheave load sensor on top of boom & readout box on top of instrument panel.

Should you, as the end user, require an option or special equipment on your IC-20-1F that is not listed on our sales literature, please contact your dealer sales-person or the factory to receive a special quoted price.

**BMC<sup>®</sup> BRODERSON<sup>®</sup>**  
**Manufacturing Corp.**

P.O. Box 14770, Lenexa, KS 66285-4770  
14741 West 106th St. • Lenexa, KS 66215-2015  
(913) 888-0606 • FAX (913) 888-8431  
Website: [bmccranes.com](http://bmccranes.com)